



8-9 YEARS | WEEK 44

Math - Counting Numbers

1. Carroll Diagram - Numbers

2. Counting Numbers - Circle and colour

3. Counting Numbers - Count and write

4. Counting Numbers - Compare and fill

5. Sort the numbers and count them

6. Sort, count and pictogram

7. Counting Numbers - Pick and circle

8. Counting Numbers - Arrange numbers

9. Counting Numbers - Identify and write

10. Counting Numbers - Complete

11. Counting Numbers - Tick and complete

12. Counting Numbers - Identify and write

13. Counting Numbers - Fill and complete

14. Counting Numbers - Identify and write

15. Counting Numbers - Complete the table

16. Identify and write - Stranger numbers

17. Counting Numbers - Identify place value

18. Counting Numbers - Expanded form

19. Counting Numbers - Arranging numbers

20. Counting Numbers - Building numbers



CARROLL DIAGRAM - NUMBERS

Directions:

1. Numbers are given below in the table.
2. Sort the numbers in the Carroll diagram given below.

	MULTIPLES of 3	NOT MULTIPLES of 3
EVEN NUMBERS		
ODD NUMBERS		

3	57	15	21	10	35	85	77	91	119
110	117	60	39	95	100	28	49	84	140
75	70	42	5	1	105	81	112	98	63
120	78	14	115	96	125	7	87	90	111



Circle and color



Which container holds more? Observe and circle the correct image. All the containers can hold the same quantity.


☐☐☐☐☐☐☐☐









Count and write



Look at the pictures. Count and write the data in the table.



Toys						
	Truck	Bear	Duck	Doll	Robot	Ball
						
Number of toys						

Access 12,000+ expert-designed worksheets

Subscribe Now!

[Explore all Math worksheets](#)