



6-7 YEARS | WEEK 29

Living Skills - Financial Literacy Concepts

1. Money - Finance vocabulary

11. Wants and needs - Needs

2. Money - Uses of money

12. Wants and needs - Wants

3. Money - Pretend play

13. Wants and needs - Board game

4. Money - Cost comparison

14. Income and gifts - Sorting

5. Money - Demonetization

15. Income and gifts - Earning your money

6. Spend, save and share - Vocabulary

16. Income and gifts - Ways to earn

7. Spend, save and share - Money

17. Income and gifts - Identify

8. Spend, save and share - My booklet

18. Income and gifts - Vocabulary

9. Spend, save and share - Piggy bank

19. Products and services - Sorting

10. Wants and needs - Vocabulary

20. Bank - Credit card Vs Debit card

Money: Finance vocabulary



Fill in the missing letters to complete the terms related to finance.



c _ _ s _ _



p o _ _ n _ _



_ _ o _ _ n




A _ _ M




_ _ a _ _ k




n _ _ t _ _



w _ _ ll _ _ t



_ _ u _ _ e _ _



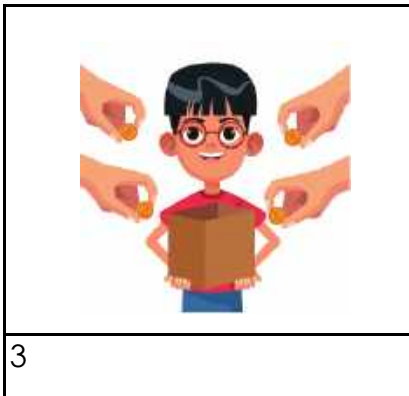
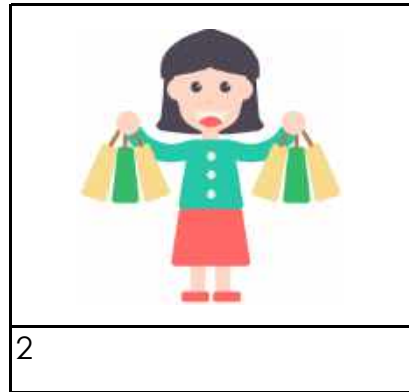
_ _ u r _ _ e

Answer Key: 1. cash, 2. pound, 3. coin, 4. ATM, 5. bank, 6. note, 7. wallet, 8. rupee, 9. purse

Money: Uses of money



We can use the money for buying, selling, saving. Look at the pictures given below and label the use of money. You can take the help of the keywords.



Keywords

buying

selling

saving

charity

Answer key: 1. selling, 2. buying, 3. charity, 4. saving

Money: Pretend play



Let us make our own pretend play money. You will need real coins, cardboard, marker, scissors and colours.

- 1 Place one of your coins on a piece of cardboard. Using a pen carefully trace around the coin.
- 2 Cut out the coin shape from the cardboard using your scissors.
- 3 Paint the cardboard coins with gold or silver color. You can use the images given below. Cut them along the dotted lines, paste on your coin, and colour it.
- 4 Write the number of amount on the coin with a marker.
- 5 Repeat steps 1 to 4 using coins of different sizes.



Access 12,000+ expert-designed worksheets

Subscribe Now!

[Explore all Independent Living Skills worksheets](#)