



# 3-4 YEARS | WEEK 42

## Language - Alphabet

1. Name the bird - Letter 'p'

2. Name the bird - Letter 'e'

3. Name the bird - Letter 'g'

4. Name the bird - Letter 'o'

5. Name the bird - Letter 'h'

6. Name the flowers - Letter 'r'

7. Name the flowers - Letter 's'

8. Name the flowers - Letter 'm'

9. Name the flowers - Letter 't'

10. Name the flowers - Letter 'l'

11. Name the flowers - Letter 'd'

12. Cut and paste - Letter 'a'

13. Cut and paste - Letter 'b'

14. Cut and paste - Letter 'c'

15. Cut and paste - Letter 'd'

16. Cut and paste - Letter 'e'

17. Cut and paste - Letter 'f'

18. Cut and paste - Letter 'g'

19. Cut and paste - Letter 'h'


20. Cut and paste - Letter 'i'







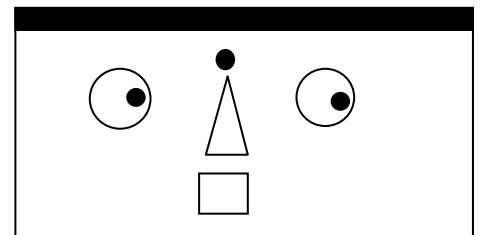





## Name the bird



Mini's grandmother has said the letter. Other family members are saying the names of different birds. Can you help Mini's brother tell who is right? Tick (✓) the picture of such person.



p








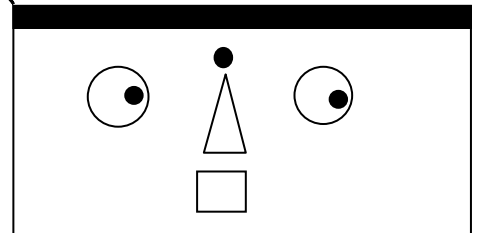



## Name the bird




Mini's father has said the letter. Other family members are saying the names of different birds. Can you help Mini tell who is right? Tick (✓) the picture of such person.



e



?














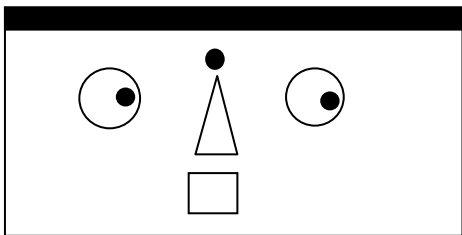
# Name the bird




Mini's mother has said the letter. Other family members are saying the names of different birds. Can you help Mini tell who is right? Tick (✓) the picture of such person.



g



?



**Access 12,000+ expert-designed worksheets**

**Subscribe Now!**

[Explore all Language worksheets](#)