



3-4 YEARS | WEEK 24

Arts - Craft 1

1. Complete the Incomplete - Dinosaur

11. Cut and paste - Other half

2. Cut and Paste - Coins and Notes

12. Cut and paste - Kite

3. 3D geometric ornaments

13. Cool watermelon

4. Cut and Paste - Food Items

14. Make a rabbit

5. Cut and paste - Bear

15. Family tree

6. Cut and paste - Monkey

16. Mini's family tree

7. Cut and paste - Giraffe

17. Cut and paste - Letter a

8. Cut and paste - Elephant

18. Cut and paste - Letter b

9. Cut and paste - Kangaroo

19. Cut and paste - Letter c

10. Cut and paste - Tiger

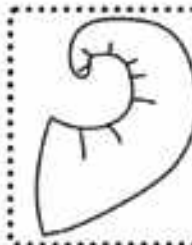
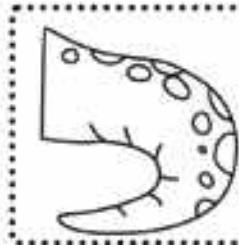
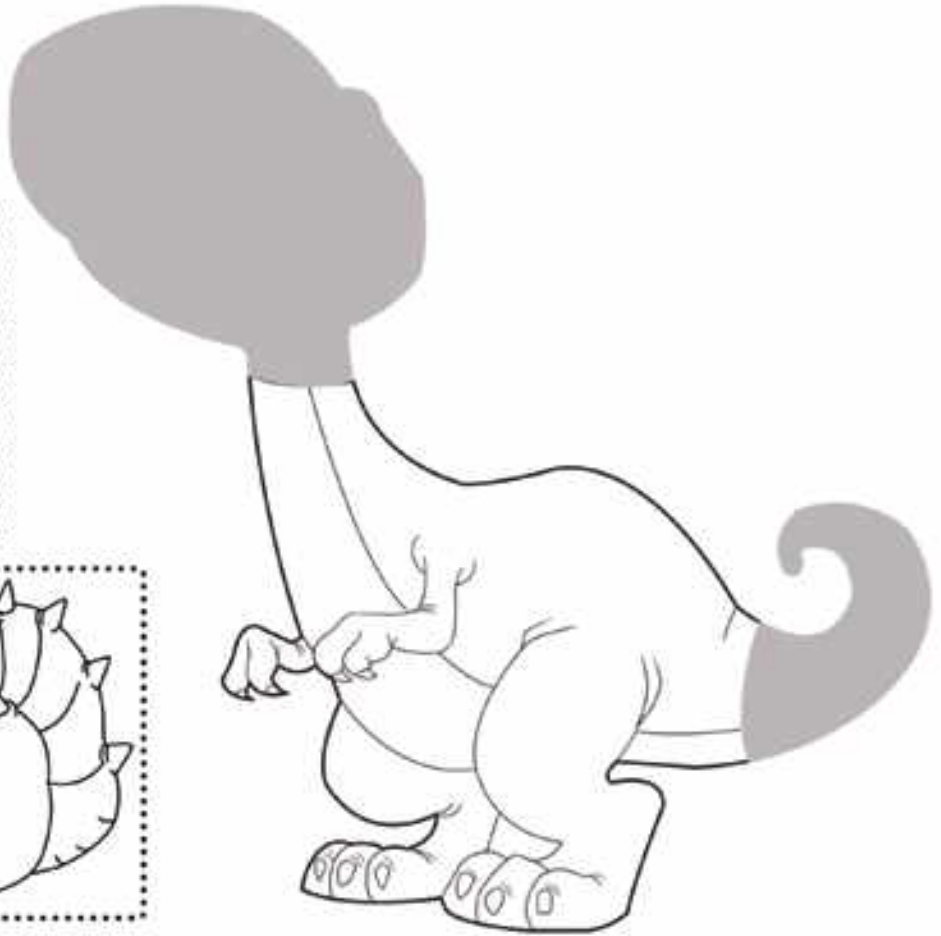
20. Cut and paste - Letter d



Complete the Incomplete



Help Bholu find the matching head and tail for the Dino. Cut the matching head and tail and paste them at the correct place.







Hello children! I am Bheem.
My friends and I will be your fun-learning partners for
the FINANCIAL LITERACY series!



Money: Coins and notes

Given below are some coins and notes. With the help of an adult, cut the notes and coins along the dotted lines and stick them in the right jar.






Hello children! I am Kalia.
My friends and I will be your fun-learning partners
for the ARTS series!

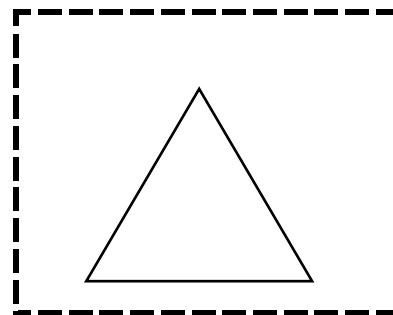


Visual arts: 3D geometric ornaments

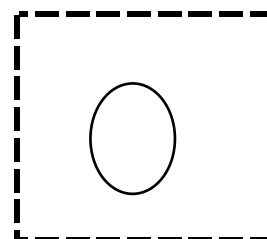
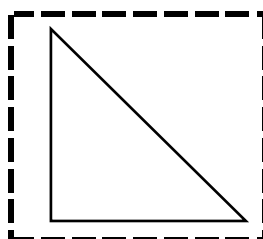
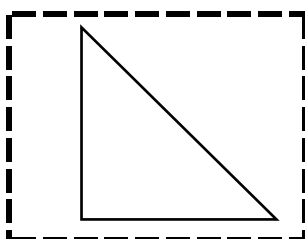
Let us learn about some 3d geometric ornaments that we can use for many decorations.
Cut out the pictures along the dotted line and make the figure given below and colour them.



rectangle



triangle



circle

Access 12,000+ expert-designed worksheets

Subscribe Now!

[Explore all Art & Craft worksheets](#)