



7-8 YEARS | WEEK 18

Math - Patterns and Numbers

1. Let's make the patterns

2. Let's make the patterns

3. Identify patterns

4. Identify the patterns

5. Identify and complete the patterns

6. Identify and complete the patterns

7. Complete the incomplete

8. Complete the incomplete

9. Fill and complete

10. Spot the pattern

11. What comes next?

12. Face value

13. Arrange and write

14. Sort the shape and count

15. Comparing numbers puzzle

16. Reading and writing numbers

17. Write number names

18. Cut and paste - Ordinal numbers

19. Write the figures

20. Match - Numbers to their names



LET'S MAKE THE PATTERNS

We will take A as the Red Circle and B as the Blue Circle. Complete the patterns as described. One has been completed for you.

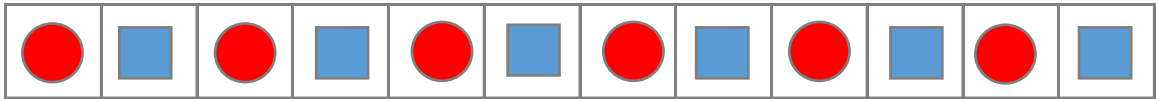
A



B



AB



ABB

--	--	--	--	--	--	--	--	--	--	--	--

AAB

--	--	--	--	--	--	--	--	--	--	--	--

ABA

--	--	--	--	--	--	--	--	--	--	--	--

BAA

--	--	--	--	--	--	--	--	--	--	--	--

BAB

--	--	--	--	--	--	--	--	--	--	--	--

AABB

--	--	--	--	--	--	--	--	--	--	--	--

ABBA

--	--	--	--	--	--	--	--	--	--	--	--

BAAB

--	--	--	--	--	--	--	--	--	--	--	--



LET'S MAKE THE PATTERNS

We will take A as the Red Circle, B as the Blue Rectangle, and C as an object. Complete the patterns as described. One has been completed for you.

A



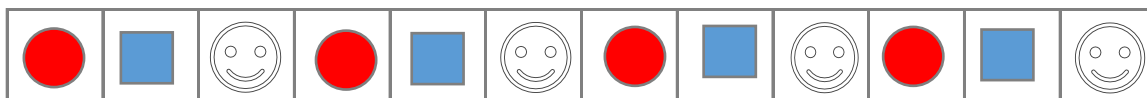
B



C



ABC



AABC

--	--	--	--	--	--	--	--	--	--	--	--

ABCB

--	--	--	--	--	--	--	--	--	--	--	--

BAC

--	--	--	--	--	--	--	--	--	--	--	--

ABBC

--	--	--	--	--	--	--	--	--	--	--	--

CAB

--	--	--	--	--	--	--	--	--	--	--	--

ABCA

--	--	--	--	--	--	--	--	--	--	--	--

CBA

--	--	--	--	--	--	--	--	--	--	--	--

ACB

--	--	--	--	--	--	--	--	--	--	--	--



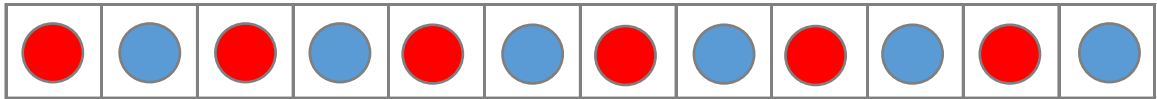
IDENTIFY PATTERNS

These patterns have been designed for you. Can you guess the pattern? One has been completed for you.

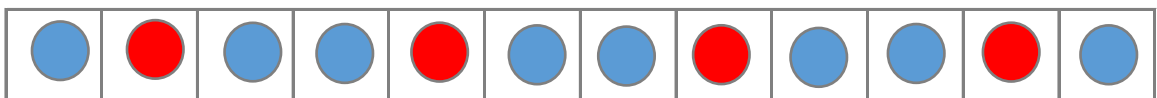
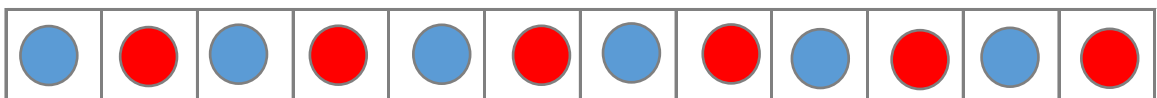
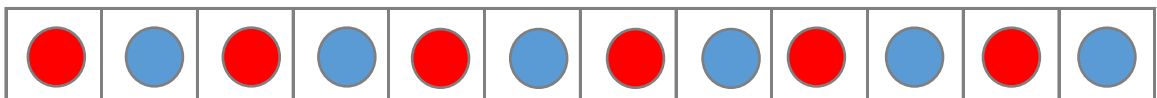
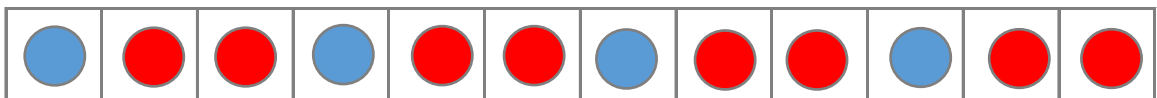
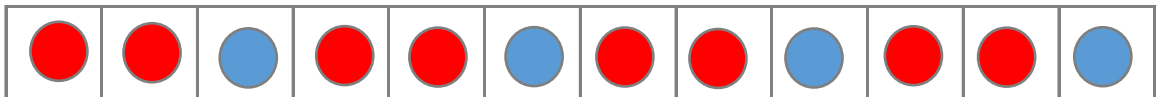
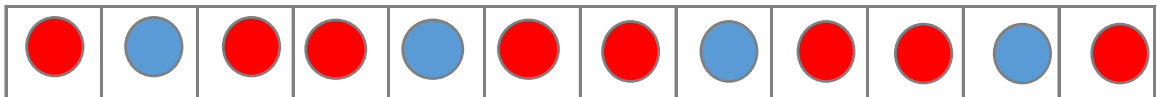
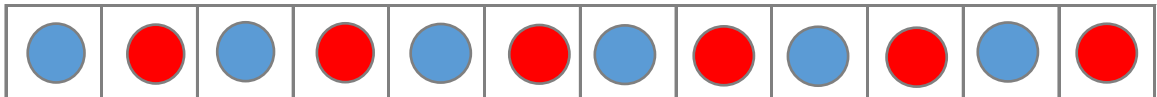
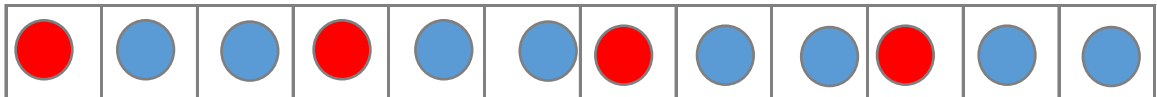
A



B



AB



Access 12,000+ expert-designed worksheets

Subscribe Now!

[Explore all Math worksheets](#)