



4-5 YEARS | WEEK 01

Maths - Shapes

1. Identify

2. Shapes of objects

3. Create an object

4. Imagination in shapes

5. 2d and 3d shapes

6. Choose and circle - Triangles

7. Observe and repeat

8. Shapes - Trace

9. Find a match - Same Shape

10. Cut and Paste - Complete the shape

11. Introducing Mini

12. Introducing Mini's family 1

13. Introducing Mini's family 2

14. Introducing Mini's family 3

15. Introducing Mini's family 4

16. Count and color - Triangles

17. Water sports: Surfing

18. Count and write - Number of Sides

19. Color the triangles

20. Pick and count - Lines

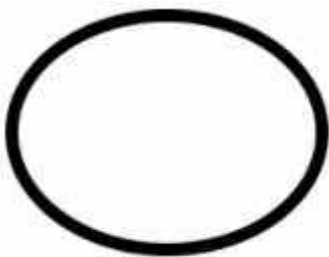


Hello children! We are Dholu-Bholu.
Our friends and we will be your fun-learning partners
for the MATHS series!



Shapes: Identify

With the help of an adult, cut out the names of the shapes along the dotted lines given below and paste them according to the images of the shapes given in the boxes.



hexagon

triangle

oval

diamond




Hello children! We are Dholu-Bholu.
Our friends and we will be your fun-learning partners
for the MATHS series!

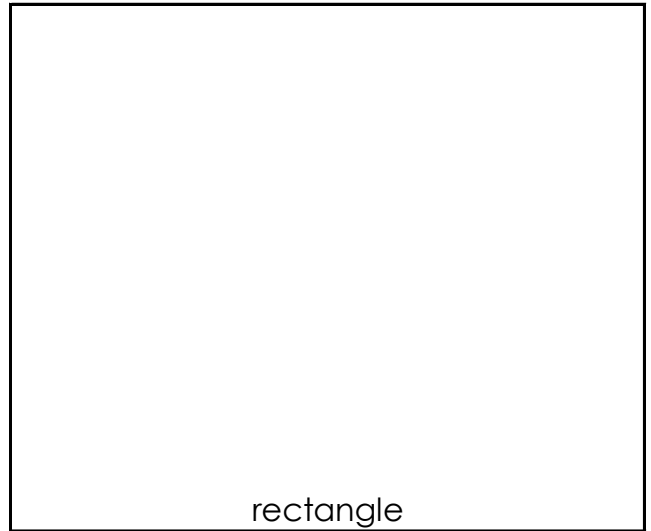


Shapes: Shapes of objects


With the help of an adult, cut out the images of the objects along the dotted lines given below and paste them according to the names of the shapes given in the boxes.



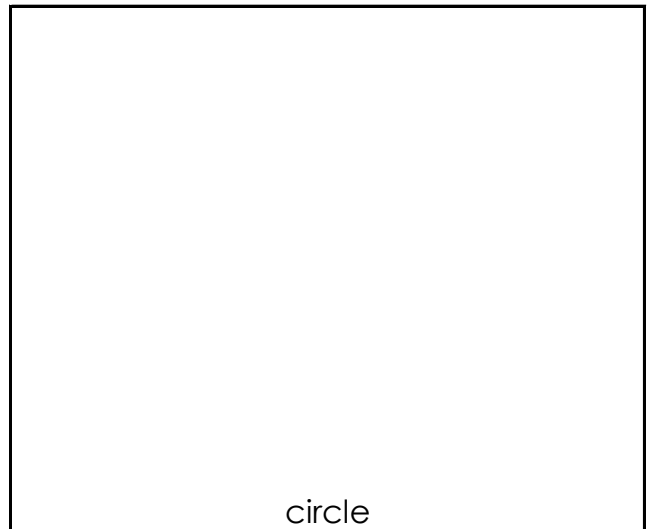
triangle




rectangle



oval



circle



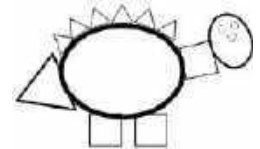


Hello children! We are Dholu-Bholu.
Our friends and we will be your fun-learning partners
for the MATHS series!



Shapes: Create an object

Can you create an object using the basic shapes? Draw any shapes to create an animal.
An image of a dinosaur is given as a reference. Get creative!!!



Access 12,000+ expert-designed worksheets

Subscribe Now!

[Explore all Math worksheets](#)