



3-4 YEARS | WEEK 63

Art-Craft3

1.Complete the Incomplete

2.Cut and paste

3.Cut and paste

4.Dab with color

5.Complete the incomplete

6.Pick and circle

7.Cut and paste

8.Dab the color

9.3D collage: Decorate the shirt

10.3D collage: Hot air balloon

11.3D collage: Crumpled paper flower

12.3D collage: Sun

13.3D collage: Flower garden

14.Printing: Toy printing

15.Printing: Rag printing

16.Printing: Crumpled paper printing

17.Printing: Sponge printing

18.Printing: Mixed media printing

19.Printing: Mixed media printing

20.Pista shell flower



Complete the Incomplete



Help Kalia trace the umbrella.

Paste cotton on the clouds.








Cut and paste



Cut the picture that begins with letter 'y' and paste it in the box near the letter 'y'. Cut the upper half of the sheet and paste it in your notebook to make your own alphabet book.








Cut and paste



Cut the picture that begins with letter 'z' and paste it in the box near the letter 'z'. Cut the upper half of the sheet and paste it in your notebook to make your own alphabet book.



Access 12,000+ expert-designed worksheets

Subscribe Now!

[Explore all Art & Craft worksheets](#)