



3-4 YEARS | WEEK 01

Maths - Shapes

1. Match shape to objects

2. Odd one out

3. Create objects

4. Count the shapes

5. Colour by instructions

6. Match - Big to Small

7. Draw - Shape Candies

8. Draw - House

9. Draw - Joker

10. Match - Shape to Name

11. Concept formation - Tracing Shapes 1

12. Concept formation - Tracing Shapes 2

13. Observation - Shape to Object

14. Observe and draw - Same Shape

15. Patterns - Shapes

16. Concept formation - Tracing Shapes 3

17. Match - Same Shape

18. Shape search

19. Pick and circle - Triangles

20. Introducing Mini







Hello children! We are Dholu-Bholu.
Our friends and we will be your fun-learning partners
for the MATHS series!



Shapes: Match shape to objects

Can you identify the shape of a given object? Draw a line by matching the shapes on the left to the objects on the right.









Hello children! We are Dholu-Bholu.
Our friends and we will be your fun-learning partners
for the MATHS series!



Shapes: Odd one out

Draw a square around the shape, which is different from the other shapes in the group.


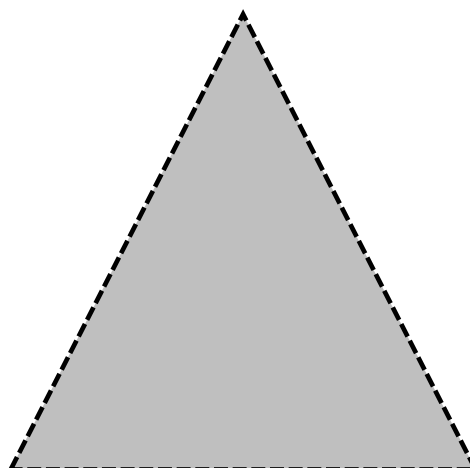

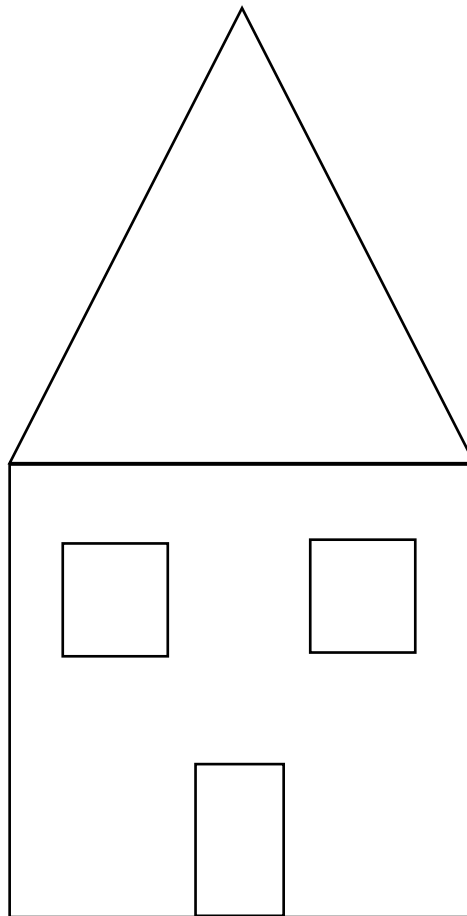


Hello children! We are Dholu-Bholu.
Our friends and we will be your fun-learning partners
for the MATHS series!



Shapes: Create objects

Can you create objects from the shapes given below? With the help of an adult, cut the images along the dotted lines given below and paste them according to the shape picture shown above.



Access 12,000+ expert-designed worksheets

Subscribe Now!

[Explore all Math worksheets](#)