



7-8 YEARS | WEEK 10

Art & Craft - Drama, Magic and Fine Arts

1. Mime - History

2. Mime - Object exploration

3. Mime - Facial expressions

4. Mime - Mime scenario cards

5. Mime - Let us act

6. Animation - Zeotrope

7. Visual arts - Types

8. Visual arts - Indian art forms

9. Visual arts - Famous artists

10. Visual arts - Sand art

11. Visual arts - Block printing

12. Cartooning - Identifying face shapes

13. Cartooning - Drawing eyes

14. Cartooning - Drawing a nose

15. Cartooning - Drawing a mouth

16. Cartooning - Drawing animals

17. Animation - Moving bird thaumatrope

18. Animation - Animate a scene

19. Animation - Frog with moving tongue

20. Animation - Paper illusion

Mime : History



Fill in the blanks related to mime using key words given below.

- 1 Mime is a type of acting that does not use _____
- 2 Mimes are the people who _____ mime .
- 3 Mimes are not allowed to _____ to the audience.
- 4 The most famous mime was _____ .
- 5 Mime originates from _____ and _____ .
- 6 A mime has _____ and a _____ .
- 7 A mime wears _____ clothes.

Key words

words

speak

Marcel Marceau

cartoonish features

practice

Rome

Greece


white face

black and white

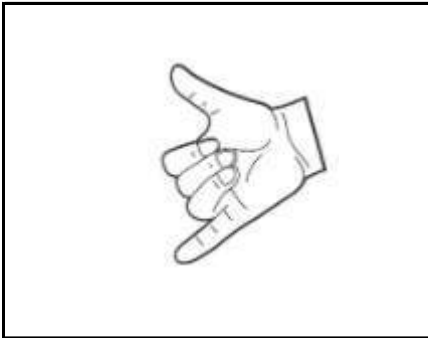
Mime : Object exploration



When we watch a mime pulling a rope, climbing steps, or try to pick up a box, we can't see the object physically but our minds automatically "see" them. Look at the mime objects and match them with their name.



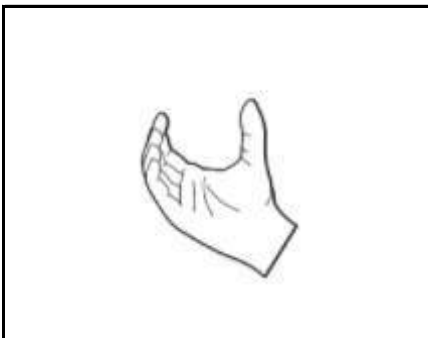
good job



mime heart



mime cup



mime phone

Mime : Facial expressions



Look at the expressions in the given pictures. Write the name of the expression.









Access 12,000+ expert-designed worksheets

Subscribe Now!

[Explore all Art & Craft worksheets](#)