



# 11-12 YEARS | WEEK 31

## ArtAndCraft-Art&Crafts

---

1.Solve and color

---

11.Word search

---

2.Shadow technique

---

12.Textures

---

3.Draw

---

13.Textures

---

4.Observing and identifying different colors

---

14.Observe and replicate textures

---

5.Draw and fill color

---

15.Identify the texture

---

6.Tertiary colors

---

16.Word search

---

7.Colour puzzles

---

17.Vacation time

---

8.Colour puzzles

---

18.School time

---

9.Colour puzzles

---

19.Festival time

---

10.Different shades of grey

---

20.Make a poster




## Solve and color



Solve the following sums given and color the shapes according to the codes given here.

0 = white; 1= brown; 2 = green; 3 = yellow; 4= orange; 5 = blue; 6 = red; 7 = grey; 8 = black; 9 = purple






## Shadow technique

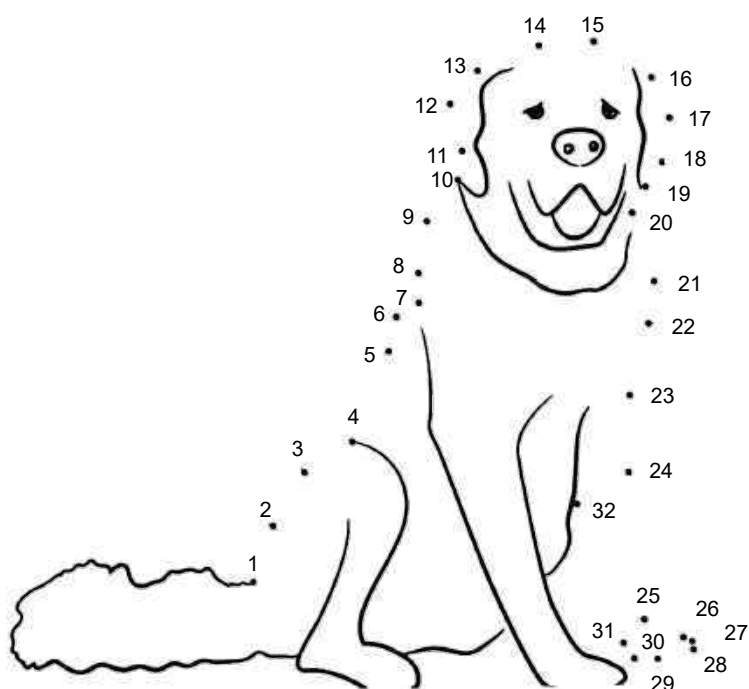


Create some forms using light and shadow technique (use sunlight and a torch to create multiple forms) and observe them.

Example:



But before you start drawing, join the dots to complete the below given image of a dog.






## Draw



Think of your favorite place/spot in the world, and then imagine your dream house in that place/spot, using your imagination draw the same.



But before you start drawing observe the below given landscape carefully and color it.



**Access 12,000+ expert-designed worksheets**

**Subscribe Now!**

[Explore all Art & Craft worksheets](#)