



6-7 YEARS | WEEK 22

Arts & Crafts - Draw & Colour

1. Sort the vegetables & fruits - Colours

2. Sort the objects by colour and shape

3. Sort the objects by colour, shape and size

4. Pixel art

5. Pixel art

6. Colour the rainbow

7. Colour by shape

8. Count and colour

9. Colour by size

10. Draw a duck

11. Introducing Mini

12. Introducing Rahman

13. Introducing Sally

14. Introducing Sam

15. Introducing Kartar

16. Introducing Bholu

17. Can you draw it?

18. Draw a bicycle

19. Draw a bus

20. Aboriginal dot painting - Australia




SORT THE VEGETABLES AND FRUITS - COLORS

Directions:

1. Color the fruits and vegetables at the bottom of the page.
2. Cut these pictures of fruits and vegetables.
3. Sort and paste the fruits and vegetables in red and green color boxes, accordingly.

RED	GREEN

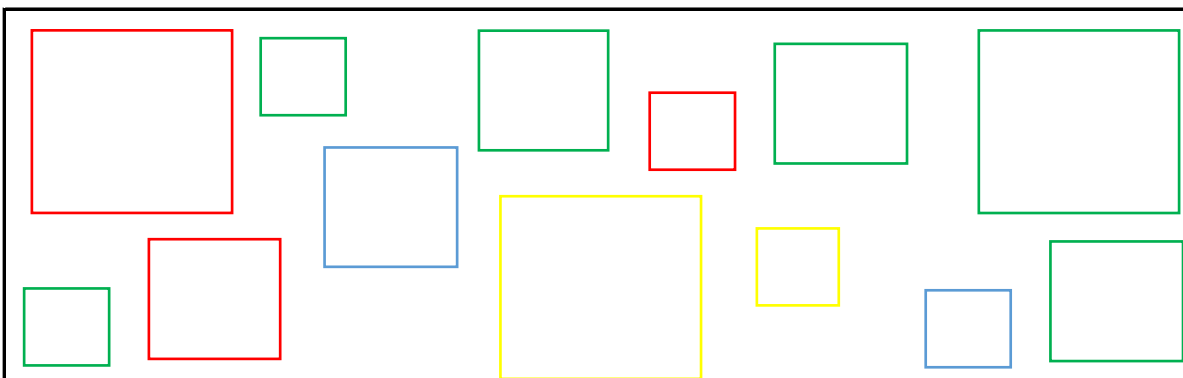




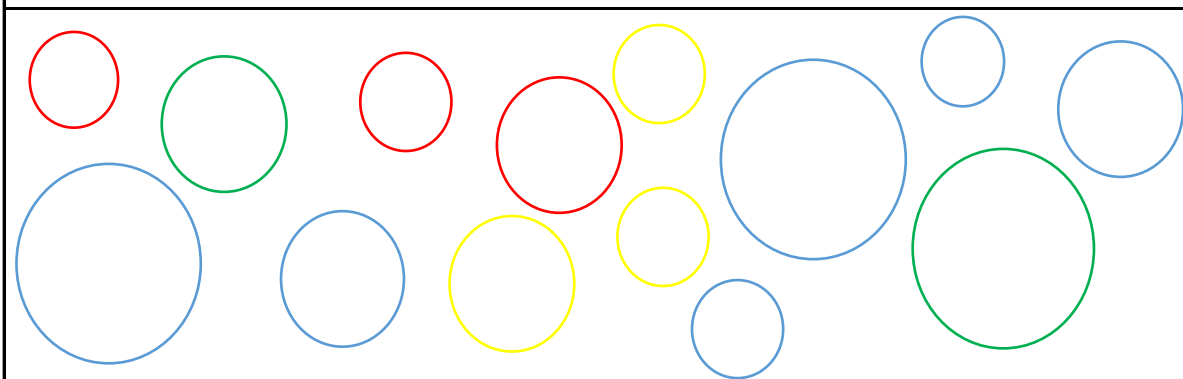
SORT THE OBJECTS BY COLOR AND SHAPE

Directions:


1. Sort the shapes and colors.
2. Read the instructions for each set given below.



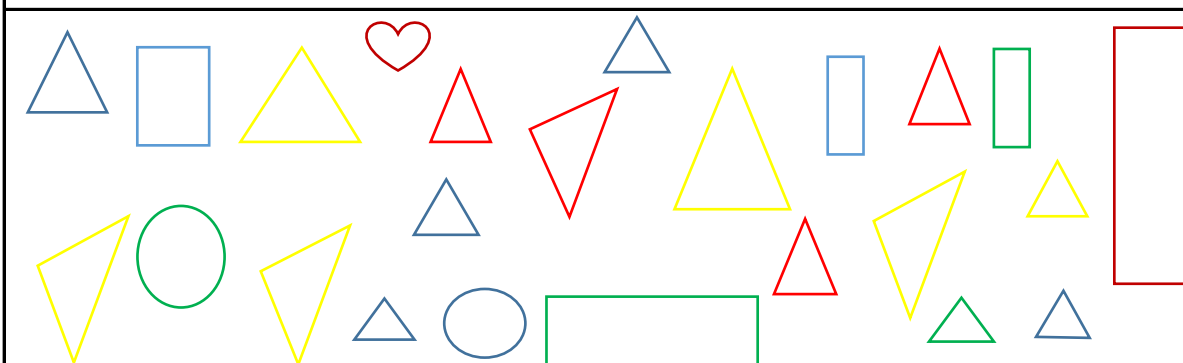
1. Color in all the SQUARES outlined in GREEN.



2. Color in all the CIRCLES outlined in BLUE.



3. Color in all the HEARTS outlined in RED.



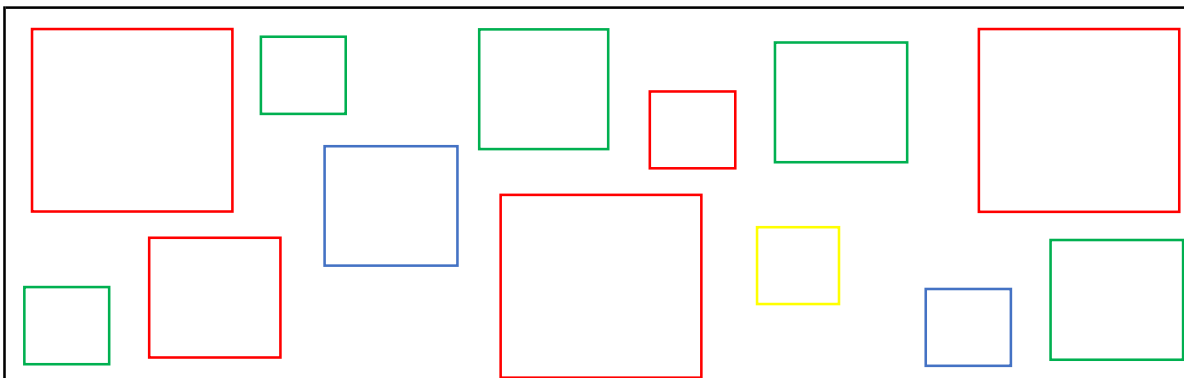
4. Color in all the TRIANGLES outlined in YELLOW.



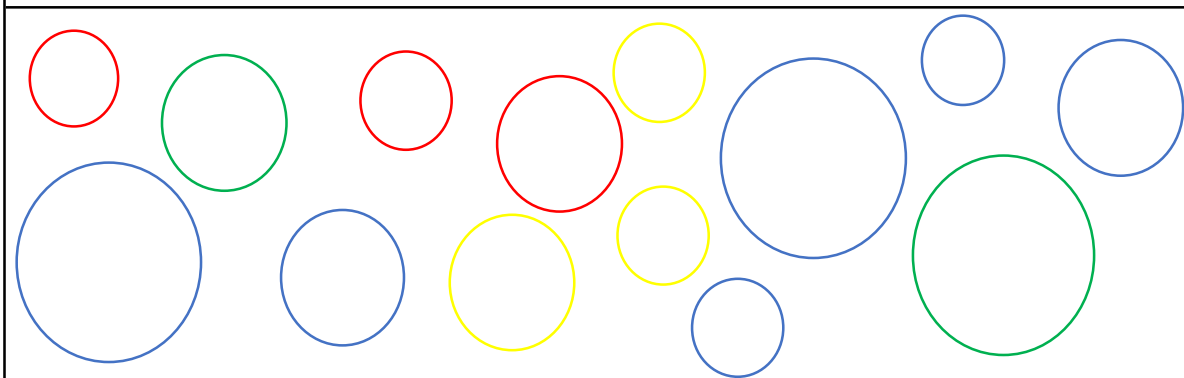
SORT THE OBJECTS BY COLOR, SHAPE AND SIZE

Directions:


1. Sort the objects by color, shape, and size.
2. Read the instructions for each set given below.



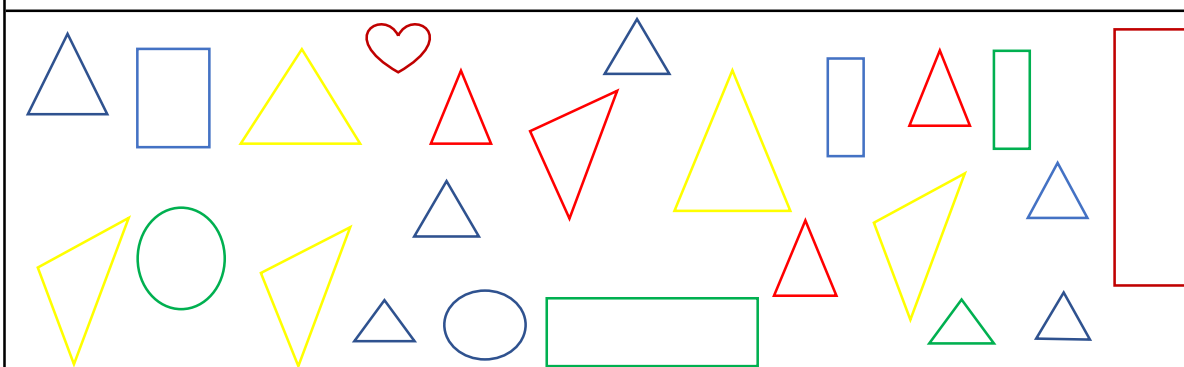
1. Color in all RED BIG SQUARES.



2. Color in all the CIRCLES outlined in BLUE.



3. Color in all the GREEN MEDIUM HEARTS.



4. Color in all SMALL BLUE TRIANGLES.

Access 12,000+ expert-designed worksheets

Subscribe Now!

[Explore all Art & Craft worksheets](#)