



3-4 YEARS | WEEK 47

Art - Paper Craft

1. Paper craft - Flower

2. Paper craft - Puppy

3. Paper craft - Fish

4. Paper craft - Lady bug

5. Paper craft - Shape house

6. Paper sculpture - Giraffe

7. Paper sculpture - Face it!

8. Paper sculpture - Hedgehog

9. Paper sculpture - Folded paper owl

10. Paper sculpture - Cat

11. Paper toys - Colourful kites

12. Paper toys - Animal friends

13. Paper toys - Five petal pin wheel

14. Paper toys - Basic plane

15. Paper toys - Easy jigsaw puzzle

16. Cut and paste - Zebra mask

17. Nature craft

18. Collage making

19. Craft activity

20. Card making




Hello children! I am Bheem.
My friends and I will be your fun-learning partners
for the HOBBIES & INTERESTS series!



Paper craft: Flower

Take a square sheet of paper and fold it as per the steps given below to create a tulip flower. Then stick the flower in the box provided below.



Fold the paper on
solid lines



Fold the paper on
solid lines



The tulip is ready



Stick it in the above
space like before



Hello children! I am Bheem.
My friends and I will be your fun-learning partners
for the HOBBIES & INTERESTS series!



Paper craft: Puppy

Take a square sheet of paper and fold it as per the steps given below to create a puppy face. Then stick the puppy face in the box provided below.



Fold the paper on
solid lines



Fold the paper on
solid lines



The dog face is
ready

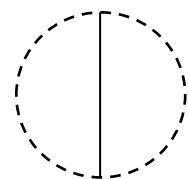
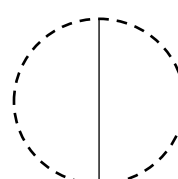
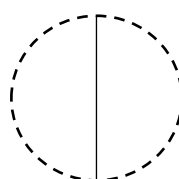
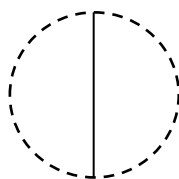
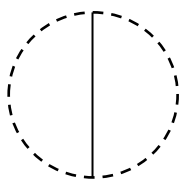



Hello children! I am Bheem.
My friends and I will be your fun-learning partners
for the HOBBIES & INTERESTS series!



Paper craft: Fish

Cut the circles on the dotted lines. Use this as template and cut circles of different coloured papers. Fold them on the solid lines. Then stick one side of the fold on the fish to the left of the line to make scales. Colour the fish as per your choice.



Access 12,000+ expert-designed worksheets

Subscribe Now!

[Explore all Art & Craft worksheets](#)