



# 11-12 YEARS | WEEK 62

## Art and Craft - Sketching and DIY

---

1. Sketching - Eiffel tower

---

2. Sketching - Design a car

---

3. Sketching - Buildings

---

4. DIY - Collage

---

5. Sketching - I can draw

---

6. Sketching - Let's draw

---

7. Sketching - Silhouette

---

8. Sketching - Draw king Tut

---

9. Sketching - Home exploration

---

10. Sketching - Home exploration

---

11. Sketching - Draw a flamingo

---

12. Sketching - Shading

---

13. Sketching - Pencil shading

---

14. Sketching - Read and draw

---

15. Sketching - Think and draw

---

16. Sketching - Draw your imagination

---

17. Sketching - Read and draw

---

18. DIY - Bookmark

---

19. DIY - Recycled vase


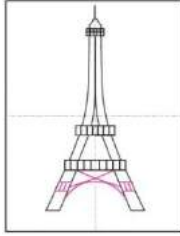
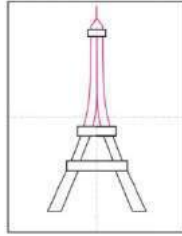
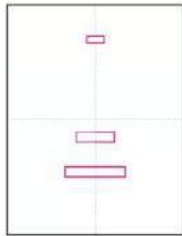
---

20. DIY - Stone painting

# France: Eiffel Tower




Follow the steps given below to draw the Eiffel Tower. You can draw in the box given below.



# Collecting Cars : Design a car



Let's design your super car using this template or explore your creativity by designing, drawing and painting it in the box given below.



# Architecture : Buildings



Draw these different types of buildings in the spaces provided below.

Farmhouse

Building

School

Sky Scrapper / Tower

**Access 12,000+ expert-designed worksheets**

**Subscribe Now!**

[Explore all Art & Craft worksheets](#)