



3-4 YEARS | WEEK 05

Language - Alphabets 1

1. Story Time 1

11. Match - Starting Letter 1

2. Story Time 2

12. Match - Starting Letter 2

3. Color - Up and Down

13. Choose and color - Letter m

4. Pick and Color - Inside and Outside

14. Pick and Circle - Starting Sound

5. Early literacy: Practicing letter sounds

15. Name and Color - Letter o

6. Write the letter - Starting Sound 1

16. Find and Follow - Letter g

7. Choose and color - Letter o

17. Find and Follow - Letter h

8. Write the letter - Starting Sound 2

18. Find and Follow - Letter i

9. Write the letter - Starting Sound 3

19. Name and Color - Letter r

10. Choose and color - Letter r


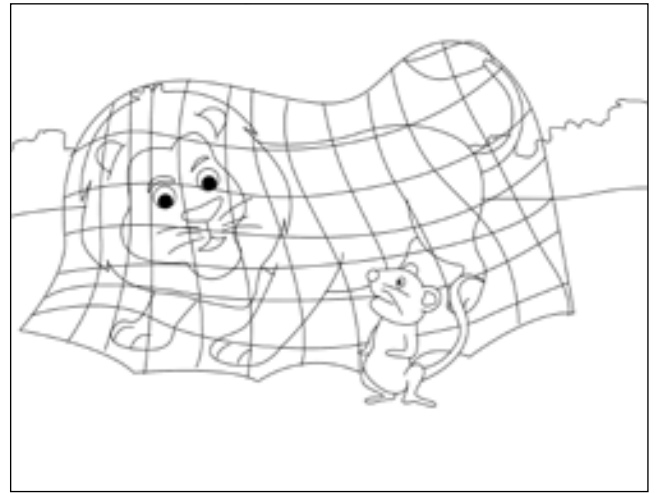


Name and Color - Letter s



Story Time



It is story time for Bholu. Look at the pictures and tell a story to Bholu.





Story Time



It is story time for Kalia. Look at the pictures given below and tell the story to Kalia.




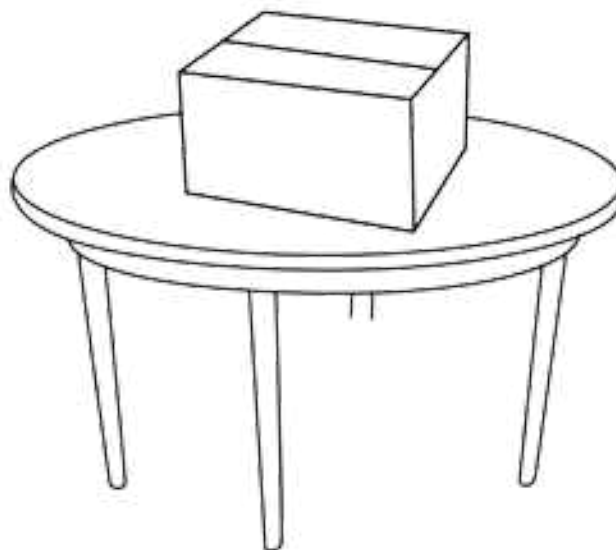



Color



Help Raju color the objects that are up.

Help Raju circle the objects that are down.



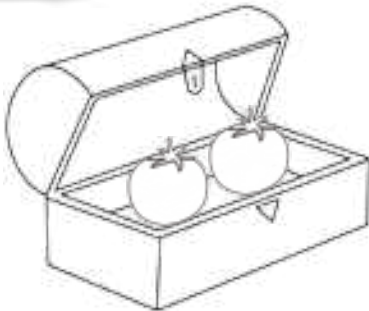


Pick and Color



Help Raju color the objects that are outside.

Help him put a tick mark on the objects that are inside.



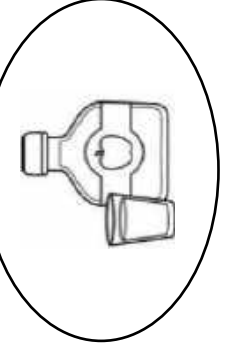

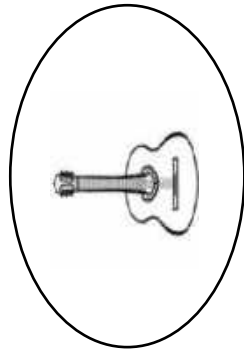
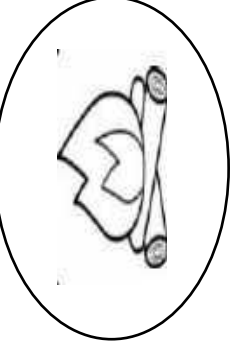
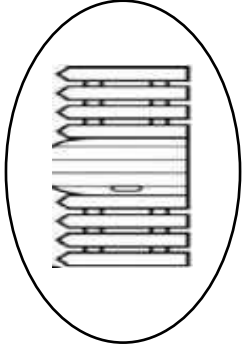
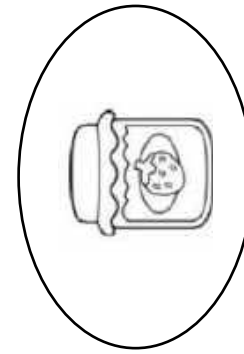

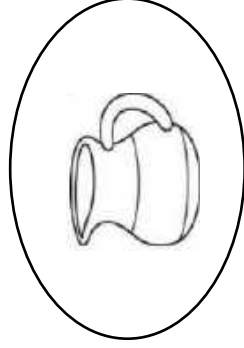
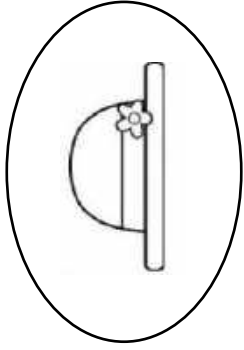

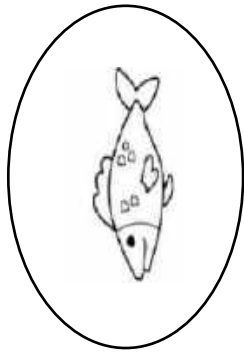


Hello children! I am Kalila. My friends and I will be your fun-learning partners for the ARTS series!



Early literacy: Practicing letter sounds

Let us play a little game called three in a row. Play with a partner. Each of you should use two different colour markers. Take turns to call out the name of a picture. If you read it correctly then colour the circle. Whoever gets three in a row wins! Let us start.






Write the letter




Help Bholu name the picture and write the beginning letter of their name in the given box.



| |
|--|
| |
| |
| |




| |
|--|
| |
| |
| |




| |
|--|
| |
| |
| |



| |
|--|
| |
| |
| |



| |
|--|
| |
| |
| |





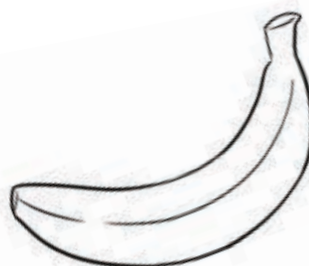


| |
|--|
| |
| |
| |



Choose and color



Help Bholu name the pictures. Now color the pictures that begin with letter o.







Write the letter



Help Bholu name the pictures. Write the beginning letter of the picture in the given space.



| |
|--|
| |
| |
| |



| |
|--|
| |
| |
| |



| |
|--|
| |
| |
| |



| |
|--|
| |
| |
| |



Write the letter



Help Bholu name the pictures. Write the beginning letter of the picture in the given space.



| |
|--|
| |
| |
| |



| |
|--|
| |
| |
| |



| |
|--|
| |
| |
| |



| |
|--|
| |
| |
| |





Choose and color



Help Bholu name the pictures. Now color the pictures that begin with the letter R.

R






Match




Help Bholu match each letter to the picture beginning with the same letter by drawing lines.


R ●



B ●



P ●



D ●





Match



Help Bholu match each letter to the picture beginning with the same letter by drawing lines.

D ●



P ●



R ●



B ●





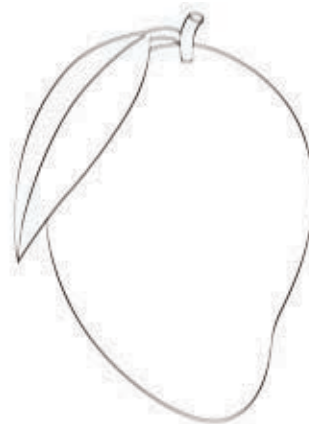



Choose and color



Help Bholu name the pictures. Now color the pictures that begin with the letter M.

M






Pick and circle



Help Bholu name the pictures. Now circle the beginning letter of each picture.



c f d e



p a c b



d h l i



o t f h



h t d f

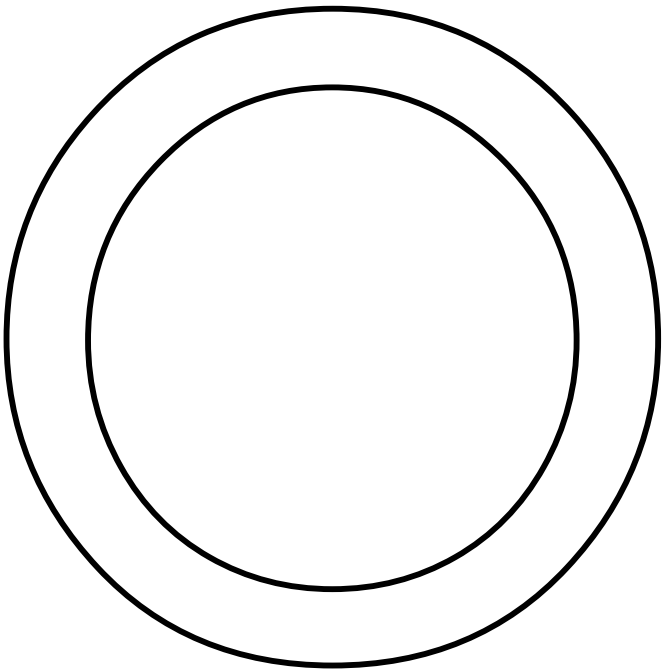



Name and Color



Help Indumati name the picture and the letter.

Now color the picture and the letter.



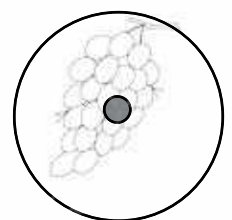
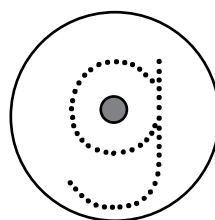
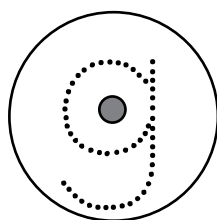
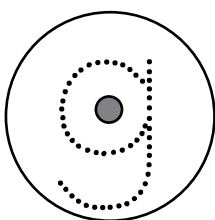
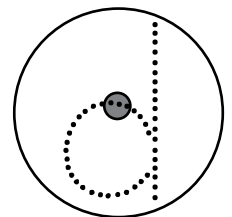
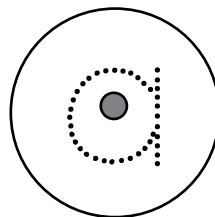
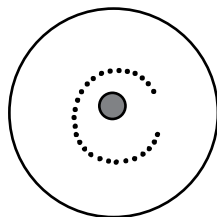
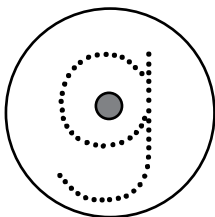
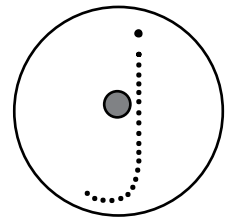
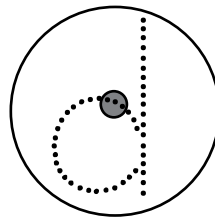
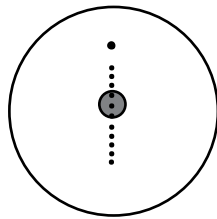
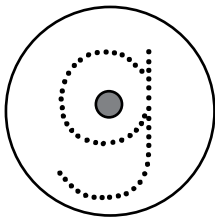
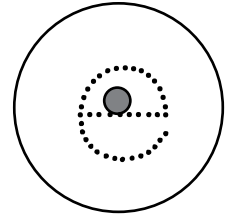
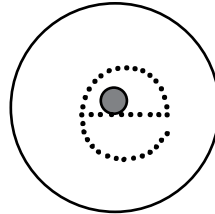
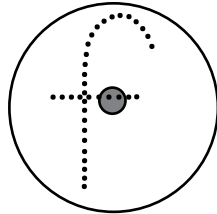



Find and Follow



Help Indumati find and follow letter 'g' to reach the grapes.

Now trace the letter 'g'.



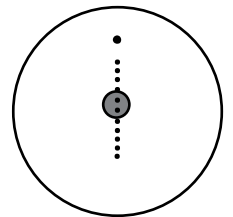
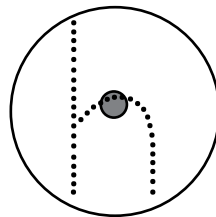
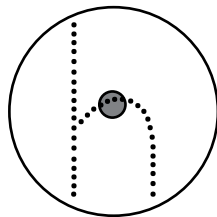
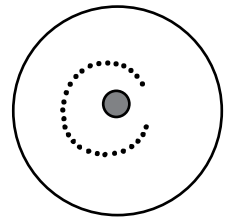
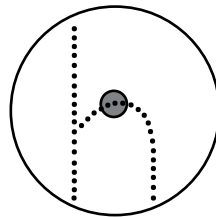
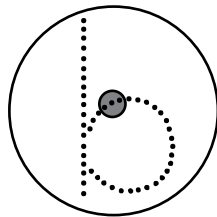
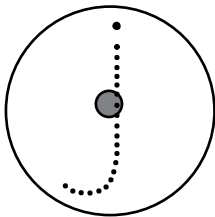
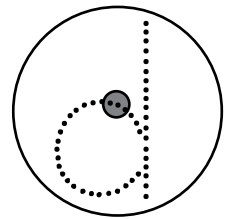
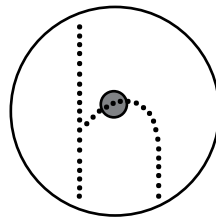
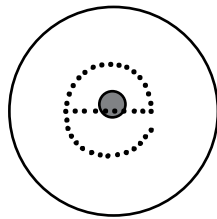
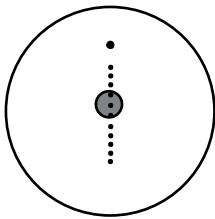
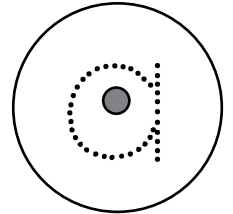
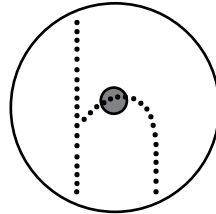
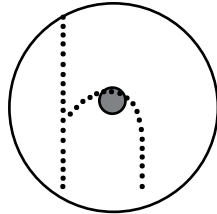


Find and Follow



Help Indumati find and follow letter 'h' to reach the house.

Now trace the letter 'h'.



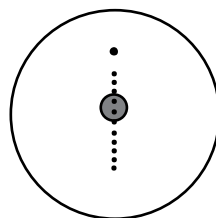
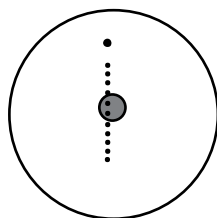
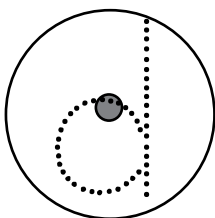
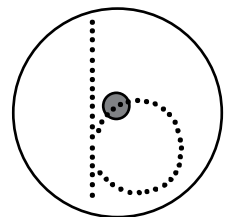
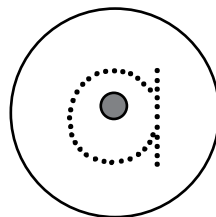
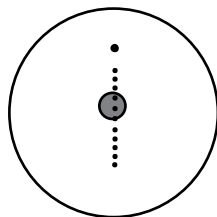
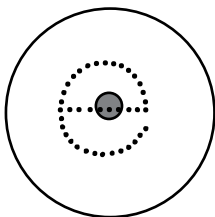
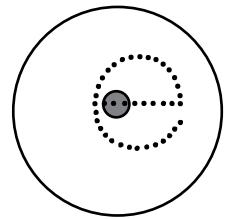
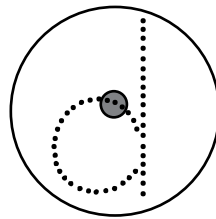
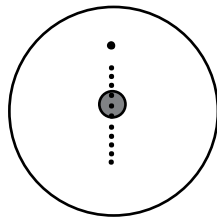
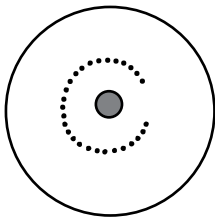
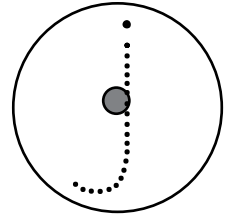
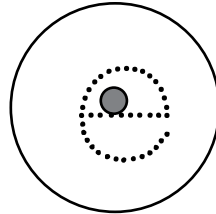
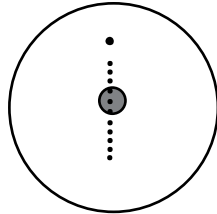


Find and Follow



Help Indumati find and follow letter 'i' to reach the igloo.

Now trace the letter 'i'.




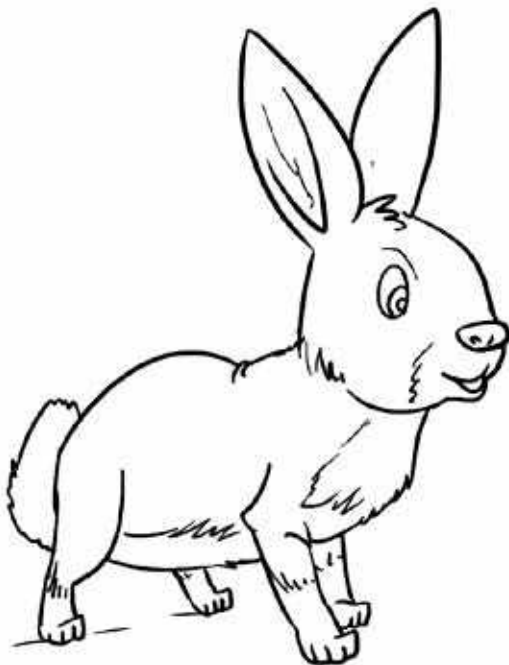
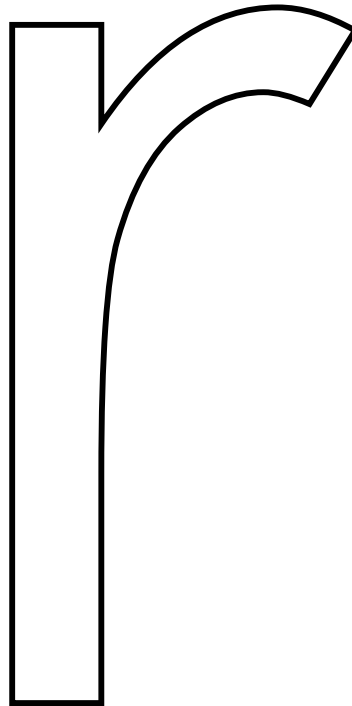


Name and Color



Help Chutki name the pictures and the letter.

Now color the picture and the letter.





Name and Color



Help Chutki name the picture and the letter.

Now color the picture and the letter.

