



3-4 YEARS | WEEK 45

Language - Alphabet

1. Cut and paste - Letter 'j'

2. Cut and paste - Letter 'k'

3. Cut and paste - Letter 'l'

4. Cut and paste - Letter 'm'

5. Cut and paste - Letter 'n'

6. Cut and paste - Letter 'o'

7. Cut and paste - Letter 'p'

8. Cut and paste - Letter 'q'

9. Cut and paste - Letter 'r'

10. Cut and paste - Letter 's'

11. Cut and paste - Letter 't'

12. Cut and paste - Letter 'u'

13. Cut and paste - Letter 'v'

14. Cut and paste - Letter 'w'

15. Cut and paste - Letter 'x'

16. Cut and paste - Letter 'y'

17. Cut and paste - Letter 'z'

18. Alphabet match

19. Choose and colour



20. Match



Cut and paste



Cut the picture that begins with letter 'j' and paste it in the box near the letter 'j'. Cut the upper half of the sheet and paste it in your notebook to make your own alphabet book.


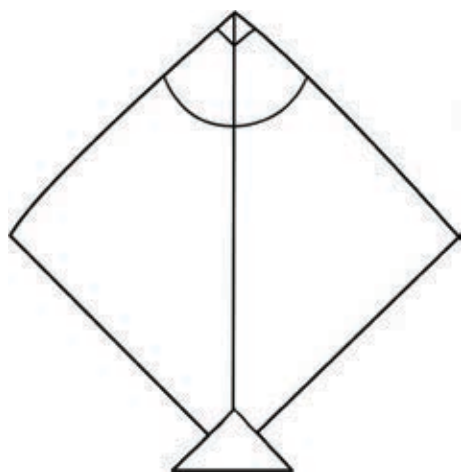

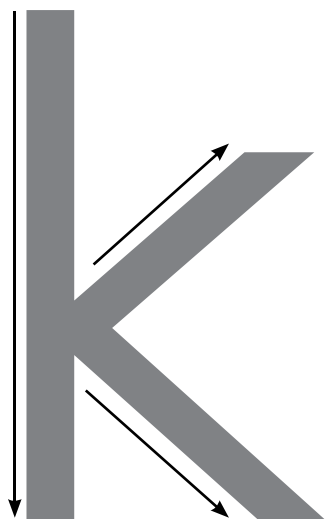




Cut and paste



Cut the picture that begins with letter 'k' and paste it in the box near the letter 'k'. Cut the upper half of the sheet and paste it in your notebook to make your own alphabet book.






Cut and paste



Cut the picture that begins with letter 'l' and paste it in the box near the letter 'l'. Cut the upper half of the sheet and paste it in your notebook to make your own alphabet book.



Access 12,000+ expert-designed worksheets

Subscribe Now!

[Explore all Language worksheets](#)