



# 11-12 YEARS | WEEK 10

## Art And Craft-Art Forms and techniques

---

1. Visual arts - Kinds of art

---

2. Visual arts - Indian art forms

---

3. Visual arts - Famous artists

---

4. Visual arts - Famous art forms

---

5. Visual art - Try out an art

---

6. Magic: Infinity loop

---

7. Mandala

---

8. Mandala

---

9. Mandala

---

10. Calligraphy: Basic strokes

---

11. Calligraphy: Learn a style

---

12. Calligraphy: Borders, Swashes & Flourishes

---

13. Calligraphy: Calligram words

---

14. Calligraphy: Practice

---

15. Sketching: Basic techniques

---

16. Sketching: More techniques

---

17. Sketching: Tones

---

18. Sketching: Practice

---

19. Sketching: Do it and frame it !


---

20. Magic: Circle to square

# A: Visual arts - Kinds of art



Clay modelling is a form of sculpture art. You can do it with clay, polymer based material or wax. Below are two simple products of clay modelling. Look at them carefully and try to make models of the things you see in your everyday life. You can use polymer clay if you have or you can just use normal clay or a dough of flour. After making a model colour it with water or poster colours. If you have a camera take a picture of your creation and paste it in the blank space given below. If you do not have one you can draw the model you want to make.



# A: Visual arts - Indian art forms



Tanjavur painting is a classical South Indian Painting style that has been inaugurated from the town named Tanjore or Tanjavur in Tamil Nadu. Below is an example of Tanjore art along with the key facts linked to it. Follow them carefully and write a short paragraph on Tanjore Painting.

## Key Facts:

origin - Tamil Nadu

medium - cloth canvas, wooden plank

adaptation - South Indian silk textiles

themes - Hindu Gods and Goddesses, saints, religion and culture.

paint - chalk powder and seed powder

time of invention - 16th century



your passage:

---

---

---

---

---

---

---

---

---

---

---

---

---





---

---

# A: Visual arts - Famous artists



Artists become famous either for their unique style or the character they exude to the world of art. Below are some pictures of the most famous artists of all time. There is a column in the right side with the names of the countries they are form. Draw lines to the correct matches for every artist.

artists		origins
1		a. Florence, Italy
2		b. Malaga, Spain
3		c. Anchiano, Italy
4		d. Zundert, Netherlands

Answer key: 1-d; 2-c; 3-a; 4-b

**Access 12,000+ expert-designed worksheets**

**Subscribe Now!**

[Explore all Art & Craft worksheets](#)