



# 8-9 YEARS | WEEK 10

## Arts & Crafts - Drama & Fine Arts

---

1. Mime - History

---

2. Mime - Object exploration

---

3. Mime - Facial expression

---

4. Mime - Mime scenario cards

---

5. Mime - Let us act

---

6. Animation - Animate a scene

---

7. Animation - Jumping fox thaumatrope

---

8. Animation - Moving eyes fox

---

9. Animation : Optical illusion - Running wolf

---

10. Animation - Zoetrope

---

11. Visual arts - Types of art

---

12. Visual arts - Indian art forms

---

13. Visual arts - Famous artists

---

14. Visual arts - Zentangle

---

15. Visual arts - Abstract art

---

16. Doodling - Techniques

---

17. Doodling - Faces

---

18. Doodling - Finish the doodle

---

19. Doodling - Finish the drawing

---

20. Doodling - Creative Imagineering

# Mime : History



Mime was made famous by two personalities. Looking at the images fill in the blanks with the help of the keywords given.



Identify the person

---

Identify the renowned on screen character name

---



Identify the person who ruled the silent cinema era by telling a story through body language and gesture alone

---

Identify the location where Mime actually originated.

---



## Keywords

Bip, the clown

Theatre of Dionysus, Athens


Marcel Marceau

Charlie Chaplin

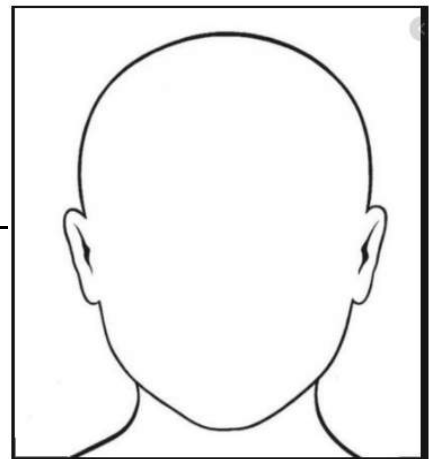
# Mime : Object exploration




Imagine you have gone to a mime show. Fill in the facial expression by the actor in the below given images and write the expression given.



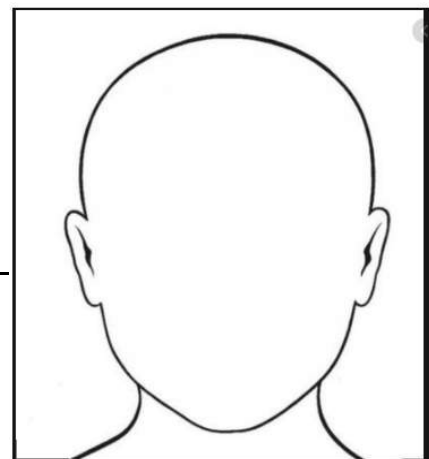
---



---



---



---

# Mime : Facial expression



Mime is nothing but your way of expressing your feelings through facial expressions and without any talking by the actor. Try the below given basic facial expressions of Mime and write down next to the image what type of expression is it.



\_\_\_\_\_



\_\_\_\_\_



\_\_\_\_\_



\_\_\_\_\_



\_\_\_\_\_



\_\_\_\_\_

**Access 12,000+ expert-designed worksheets**

**Subscribe Now!**

[Explore all Art & Craft worksheets](#)